

PCmover Enterprise vs. Microsoft OneDrive

"PCmover is the world's #1 PC migration software and has been selected by Microsoft as their recommended migration solution"



Comparison Overview

Microsoft OneDrive is a file back-up and collaboration system, which provides secure, cloud-based Azure storage, giving users access to their data from every device. In conjunction with Office 365 and SharePoint, users can share files.

Microsoft OneDrive cannot be considered a PC migration tool as it lacks basic functionality. Even with Microsoft's Enterprise State Roaming (ESR), only a very limited selection of settings can be synchronized to a new PC.

Microsoft OneDrive is commonly used to back up files and folders over the Internet to a Microsoft Azure site and continuously monitors the connected desktop for new files in defined locations.

For the task of migrating a PC's personality with its user profiles, applications, data and settings, OneDrive (OD) lacks the necessary basic functions and can produce counter-productive results:

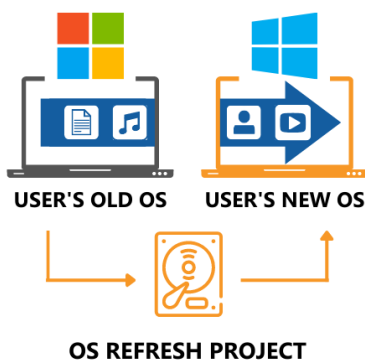
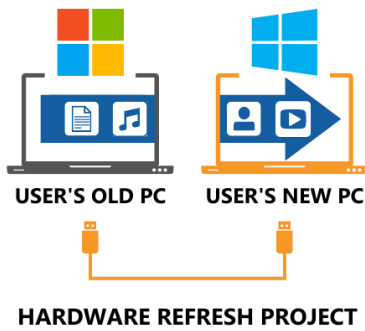
- OD cannot transfer applications to a new PC.
- OD transfers user-defined data in the Documents, Pictures and Video folders to Microsoft's cloud-based Azure storage, but it does not scan the old PC for all data in all directories, potentially leading to data loss.
- OD does not filter data for file types to generate a specific data set.
- OD does not transfer all settings in the registry or add needed settings to the new PC. In conjunction with ESR, it will synchronize a limited number of Microsoft-centric settings.
- OD does not support secure direct cable connections to a new PC.
- Ad-hoc file transfer of all files potentially will clog up the network and take a long time to upload, depending on the upload speeds of users which are commonly slower than the download speeds.

PCmover Enterprise is the most comprehensive solution for any migration challenge, offering the ability to migrate the complete user personality from an old Windows environment to a new one. This can be an operating system refresh where you intend to reuse the same PC but to reimage and redeploy it, a hardware refresh for which you are deploying an entirely new PC, a migration to an on-prem or cloud-based VDI environment, or simply a migration between accounts in the same environment (such as a migration to a new Domain or to Azure Active Directory).

The goal of a complete user personality migration is to ensure that the new environment looks and acts as similarly to the original environment as possible by transferring applications, application settings, all user profile data and settings, and all user-data files and folders. PCmover Enterprise software will, by default, scan the entire source environment for user data, wherever it may reside, including non-profile folders and additional local volumes from partitions or secondary disk drives, without the need to specify file types or locations explicitly. This eliminates the risk of data loss or the need for reconfiguration and, thus, the need for post-migration remediation by the user or the service desk.



To test a fully functioning copy of PCmover Enterprise, visit enterprise.laplink.com or contact corpsales@laplink.com.



Comparison Overview; Continued

PCmover Enterprise software supports any source-destination combination of local, domain, AAD, and even MSA accounts. Account type and user account name are not required to be identical. To offer some examples: you can easily migrate from a traditional AD account to an AAD account as part of an AAD-Intune/MEM migration project; or from a local account on a user's personal PC to a domain account (BYOD); migrate dozens of accounts from a kiosk, conference room, or other shared PC to a new PC in a single transfer; or migrate while changing both domain membership and account name (mergers and acquisitions).

If a migration does not go as planned, PCmover Enterprise offers a convenient one-click undo option to return the new environment to its original configuration, and PCmover does not modify the source environment in any way.

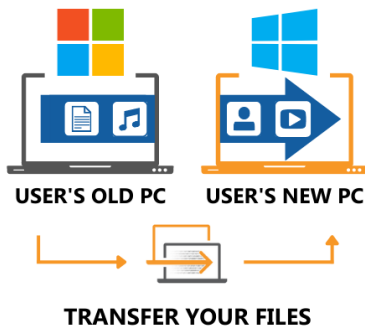
The PCmover Enterprise GUI Wizard interface not only offers a simple path for non-technical users, but also provides advanced selection capability for technicians or advanced users for real-time migration adjustments.

PCmover Enterprise software is also useful in a break-fix environment, offering a dedicated workflow to extract information from an offline Windows installation. For example, if a user breaks a laptop screen, your technician can extract the disk, mount it on the replacement laptop, and use the PCmover Image & Drive Assistant workflow to migrate the complete user personality with the same effect as if the source PC was fully functional.

PCmover Enterprise software offers both synchronous and asynchronous transfer methods. Direct Transfer, the synchronous method, involves running PCmover on two PCs (or a PC source and VDI target) simultaneously. The PCs are connected by network (LAN or WiFi), directly with an Ethernet or Thunderbolt (3/4) cable connection between the two PCs, or directly with one of Laplink's proprietary high-security, high-throughput USB2 or USB3 cables. File-Based Transfer, the asynchronous method, consists of exporting migration information from the old environment to an encrypted file placed on any external storage, such as a file share or USB flash disk drive. This file is then imported into the new environment. Unlike Direct Transfer, this method supports the OS refresh scenario where you intend to reuse the same PC after deploying a new image.



To test a fully functioning copy of PCmover Enterprise, visit enterprise.laplink.com or contact corpsales@laplink.com.



File-Based Transfer was also specifically designed to support zero-touch integration with your existing ITAM/RMM or job scheduling system. As part of your OS Deployment process or migration project, you can use SCCM, Intune, Altiris, Ivanti Landesk, or even Windows Scheduled Tasks or PowerShell Remoting to launch and run PCmover automatically on the original environment, in zero-touch zero-UI fashion that requires no user interaction, to extract the migration data. You will then complete the migration to the new environment either manually or again in zero-touch fashion as part of a fully automated process.

PCmover Enterprise software makes automation even easier by its portability: you do not need to install PCmover on the environments involved in a transfer. Simply extract the PCmover files by running the setup routine on any workstation, and then copy the entire PCmover Client folder to a network share or USB flash drive to run on the client machines. For remote deployment, simply distribute PCmover Enterprise as a compressed set of files; there is no need to create and manage a Win32 application package or perform an MSI deployment.

Managing PC Migrations with PCmover Enterprise

The PCmover Policy Manager, a separate application that is included with PCmover Enterprise, offers a simple GUI to create configuration files, called PCmover Policies, that can perform highly advanced and granular configuration ability beyond what is offered in the GUI. This includes over one hundred advanced configuration options for every part of the migration process, such as advanced file filtering, folder redirection, user account mapping, disk mapping, application whitelisting or blacklisting, and complete control over the GUI so that you can create a light- or zero-touch migration environment by making decisions in advance and then turning off any or all of the GUI.

The PCmover Transfer Manager helps IT staff to execute migrations effectively, especially from or to remote locations. No matter where the migration specialist or the PCs to be migrated are located, migrations can be configured, executed and monitored. From this management console, these specific functions are supported:

- Perform remote migrations by finding old and new PCs on the network, assigning policies to the migration project and executing the transfer.
- Monitor the progress of the migration.
- Execute and monitor multiple migrations in parallel.
- Tie into Intel's Endpoint Management Assistant (Intel® EMA) for vPro-powered PCs and utilize its capabilities to install PCmover on remote devices and power on vPro PCs.
- Utilize Azure Relay to migrate remote PCs in different locations.



To test a fully functioning copy of PCmover Enterprise, visit enterprise.laplink.com or contact corpsales@laplink.com.

Based on our experience and discussions with existing customers, PCmover® Enterprise will save an organization a minimum of \$300 per desktop deployed, but can save as much as \$2,000 depending on the organizational structure and IT policies in place.

PCmover Enterprise Features & Advantages

- Migration of the complete user personality including applications, application and user profile settings, and user data files and folders, wherever they may reside, by default.
- Easy-to-use migration wizard to guide you through the migration process.
- No local installation required.
- Support for local, domain, and Azure Active Directory accounts.
- Extensive customizable reporting and email alert capability for project management, auditing, or billback.
- Live, synchronous transfer process between two PCs connected by LAN or direct cable (Ethernet, Thunderbolt, or Laplink USB).
- Asynchronous file-based export/import transfer process for same-PC reuse and large-scale automation.
- Full support for virtualized environments including P2V, V2P, and V2V migrations.
- Migration from an offline Windows environment (physical disk or mountable image).
- Same-PC migration between accounts.
- Policy Manager module to create highly granular migration configurations for your specific needs.
- Onboarding and training available.
- Premium support available.
- Software maintenance available.
- Custom development available for specific features and corporate branding.



To test a fully functioning copy of PCmover Enterprise, visit enterprise.laplink.com or contact corpsales@laplink.com.

PCmover Enterprise Features & Advantages; Continued

Features	PCmover Enterprise	Microsoft OneDrive	Microsoft OneDrive w/ ESR
Transfers selected applications	✓		
Transfers user profiles	✓		✓ ¹
Transfers application settings	✓		
Transfers user data	✓	✓ ²	✓ ²
Synchronous "live" transfer	✓	High Latency	High Latency
Non-network transfer options	✓	Internet Only	Internet Only
Asynchronous export/import transfer	✓		
Direct cable connectivity support	✓		
GUI interface, no coding required	✓	✓	✓
Interactive transfer support	✓		
Policy-defined transfer support	✓		
P2V, V2P, V2V support	✓		
Migration from offline Windows disk or image	✓		
Migration alerts and reports	✓		
Support available	✓		
Onboarding and training available	✓		
Custom development and branding available	✓		

¹ ESR (Enterprise State Roaming): Selected Windows settings only. Requires an AAD-registered device

² Manually selected files only.



To test a fully functioning copy of PCmover Enterprise, visit enterprise.laplink.com or contact corpsales@laplink.com.